CONMET

PRODUCT CATALOG

Dental implantology

CONTENTS

- Implants
- Surgical protocol
- Prosthetics
- Instrument trays
- CAD/CAM

Cylindrical implants



d, mm	L, mm	Retaining screw, mm	Article number	
3.5	8	1.6	215.00	2.2
3.5	10	1.6	215.01	
3.5	12	1.6	215.02	
3.5	14	1.6	215.03	
3.5	16	1.6	215.04	
4.0	8	1.6	215.10	
4.0	10	1.6	215.11	
4.0	12	1.6	215.12	
4.0	14	1.6	215.13	
4.0	16	1.6	215.14	
4.5	8	1.8	215.20	2.7
4.5	10	1.8	215.21	
4.5	12	1.8	215.22	
4.5	14	1.8	215.23	
4.5	16	1.8	215.24	
5.0	8	1.8	215.30	
5.0	10	1.8	215.31	
5.0	12	1.8	215.32	
5.0	14	1.8	215.33	
5.0	16	1.8	215.34	
5.5	8	1.8	215.40	
5.5	10	1.8	215.41	
5.5	12	1.8	215.42	
5.5	14	1.8	215.43	
5.5	16	1.8	215.44	

Cylindrical short implants

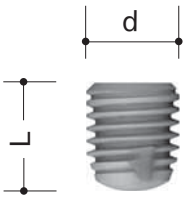

d, мм	L, мм	Retaining screw, mm	Article number	
5.0	6.5	1.8	215.60	2.7S
5.5	6.5	1.8	215.70	
6.0	6.5	1.8	215.80	

Conical implants



d, mm	L, mm	Retaining screw, mm	Article number	
3.4	8	1.6	217.00	2.2
3.4	10	1.6	217.01	
3.4	12	1.6	217.02	
3.4	14	1.6	217.03	
3.4	16	1.6	217.04	
3.8	8	1.8	217.10	2.7
3.8	10	1.8	217.11	
3.8	12	1.8	217.12	
3.8	14	1.8	217.13	
3.8	16	1.8	217.14	
4.5	8	1.8	217.20	
4.5	10	1.8	217.21	
4.5	12	1.8	217.22	
4.5	14	1.8	217.23	
4.5	16	1.8	217.24	

Classical implants

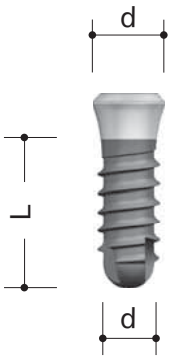

d, mm	L, mm	Retaining screw, mm	Article number	
4.0	8	2.0	202.82	
4.0	10	2.0	202.83	
4.0	12	2.0	202.84	
4.8	8	2.0	248.82	
4.8	10	2.0	248.83	
4.8	12	2.0	248.84	

Mini-implants with spherical head

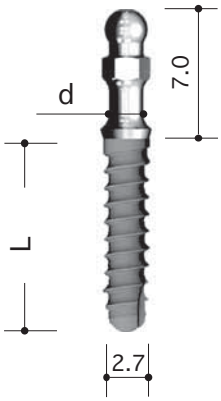

d, mm	L, mm	Article number
1.8	8	218.00
1.8	10	218.01
1.8	12	218.02
2.0	8	218.10
2.0	10	218.11
2.0	12	218.12

Mini-implants with conical head

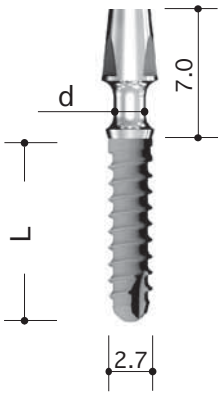

d, mm	L, mm	Retaining screw, mm	Article number
1.8	8	2.0	228.00
1.8	10	2.0	228.01
1.8	12	2.0	228.02
2.0	8	2.0	228.10
2.0	10	2.0	228.11
2.0	12	2.0	228.12

SURGICAL PROTOCOL

Cylindrical implant 3.5 mm



L, mm	Retaining screw, mm	Article number	
8	1.6	215.00	2.2
10	1.6	215.01	
12	1.6	215.02	
14	1.6	215.03	
16	1.6	215.04	

Material - titanium alloy
Closure screw 203.20 is included
Interface - internal HEX 2.2

203.20 Closure screw 2.2

Implant bed preparation

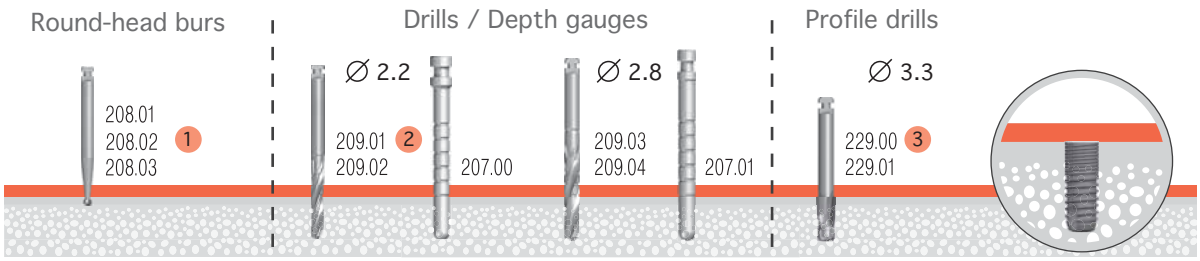

Additional tools for the dense bone

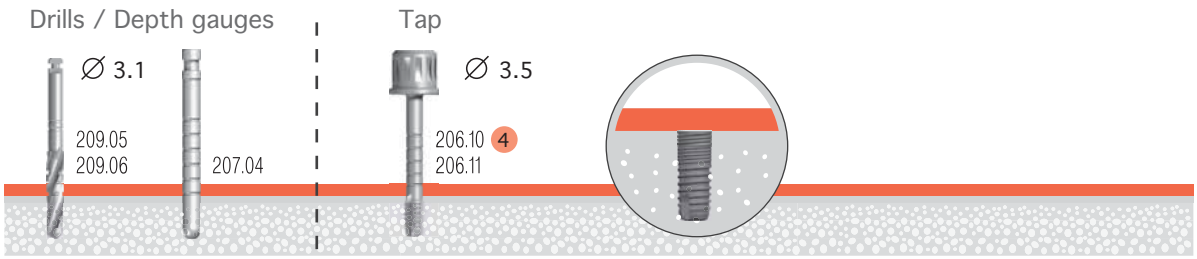

1 Article numbers for round-head burs Ø1.4 mm, Ø1.8 mm and Ø2.3 mm.
2 Article numbers for drills L33 mm and L41 mm.
3 Article numbers for profile drills L24 mm and L33 mm.
4 Article numbers for taps L30 mm and L34 mm.

Cylindrical implant 4.0 mm



L, mm	Retaining screw, mm	Article number	
8	1.6	215.10	2.2
10	1.6	215.11	
12	1.6	215.12	
14	1.6	215.13	
16	1.6	215.14	

Material - titanium alloy
Closure screw 203.20 is included
Interface - internal HEX 2.2

203.20 Closure screw 2.2

Implant bed preparation



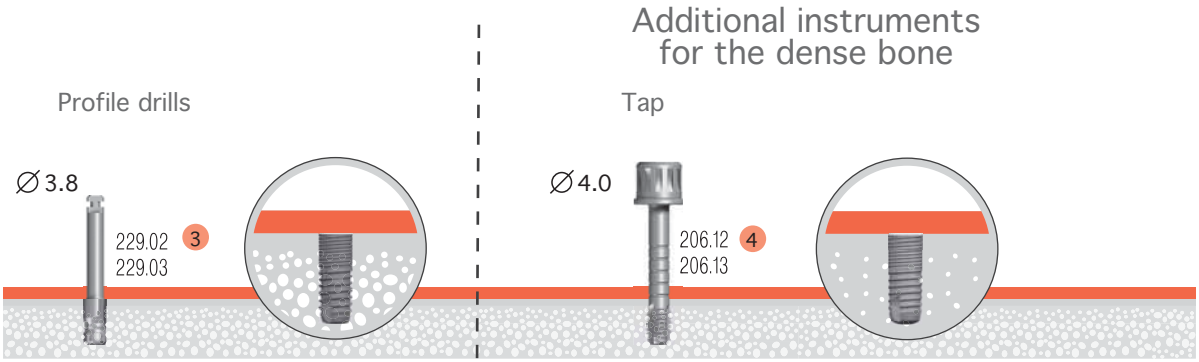

1. Article numbers for round-head burs Ø1.4 mm, Ø1.8 mm and Ø2.3 mm.
2. Article numbers for drills L33 mm and L41 mm.
3. Article numbers for profile drills L24 mm and L33 mm.
4. Article numbers for taps L30 mm and L34 mm.

Cylindrical implant 4.5 mm



L, mm	Retaining screw, mm	Article number	
8	1.8	215.20	2.7
10	1.8	215.21	
12	1.8	215.22	
14	1.8	215.23	
16	1.8	215.24	

Material - titanium alloy
Closure screw 203.21 is included
Interface - internal HEX 2.7

203.21 Closure screw 2.7

Implant bed preparation

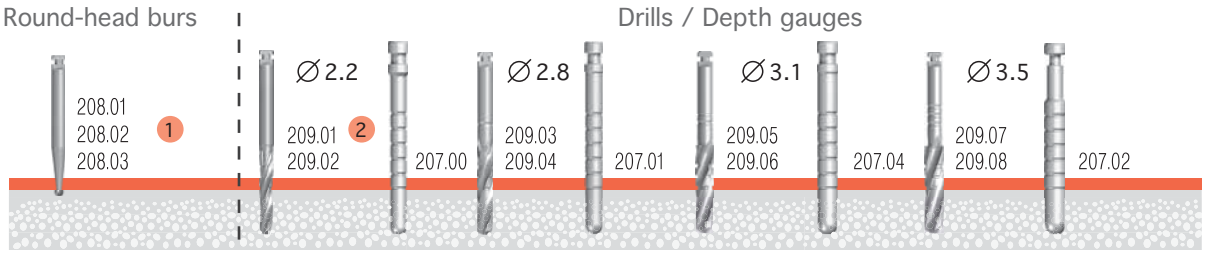

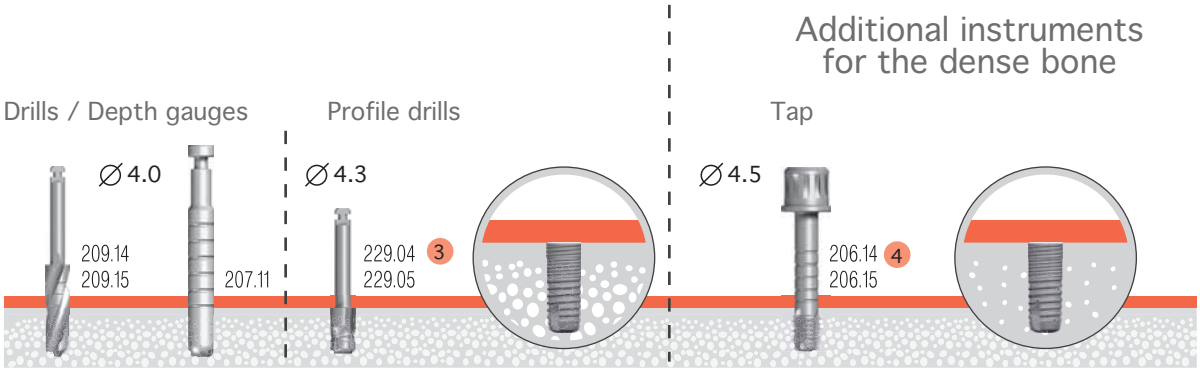

1 Article numbers for round-head burs Ø1.4 mm, Ø1.8 mm and Ø2.3 mm.
2 Article numbers for drills L33 mm and L41 mm.
3 Article numbers for profile drills L24 mm and L33 mm.
4 Article numbers for taps L30 mm and L34 mm.

Cylindrical implant 5.0 mm



L, mm	Retaining screw, mm	Article number	
8	1.8	215.30	2.7
10	1.8	215.31	
12	1.8	215.32	
14	1.8	215.33	
16	1.8	215.34	

Material - pure titanium
Closure screw 203.21 is included
Interface - internal HEX 2.7

203.21 Closure screw 2.7

Implant bed preparation

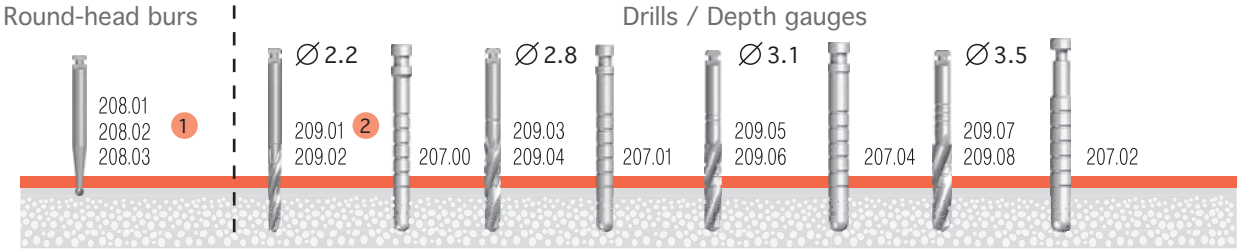

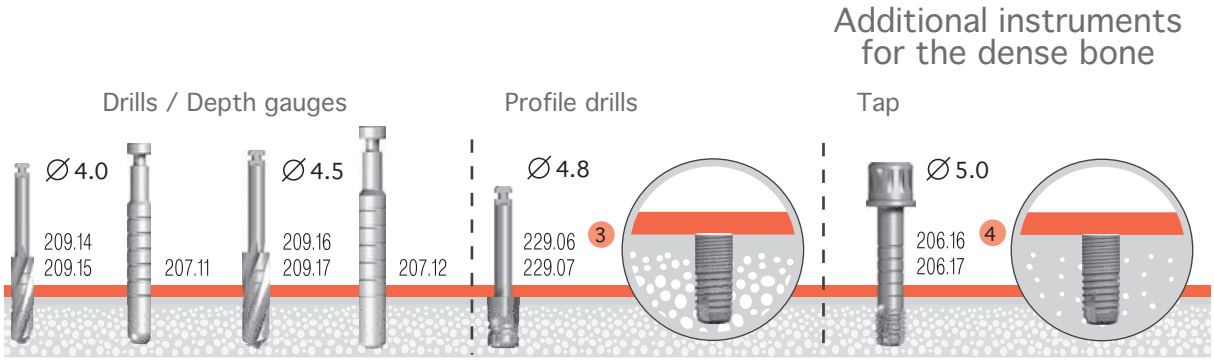

1 Article numbers for round-head burs Ø1.4 mm, Ø1.8 mm and Ø2.3 mm.
2 Article numbers for drills L33 mm and L41 mm.
3 Article numbers for profile drills L24 mm and L33 mm.
4 Article numbers for taps L30 mm and L34 mm.

Cylindrical implant 5.5 mm



L, mm	Retaining screw, mm	Article number	
8	1.8	215.40	2.7
10	1.8	215.41	
12	1.8	215.42	
14	1.8	215.43	
16	1.8	215.44	

Material - pure titanium

Closure screw 203.21 is included

Interface - internal HEX 2.7

203.21 Closure screw 2.7

Implant bed preparation



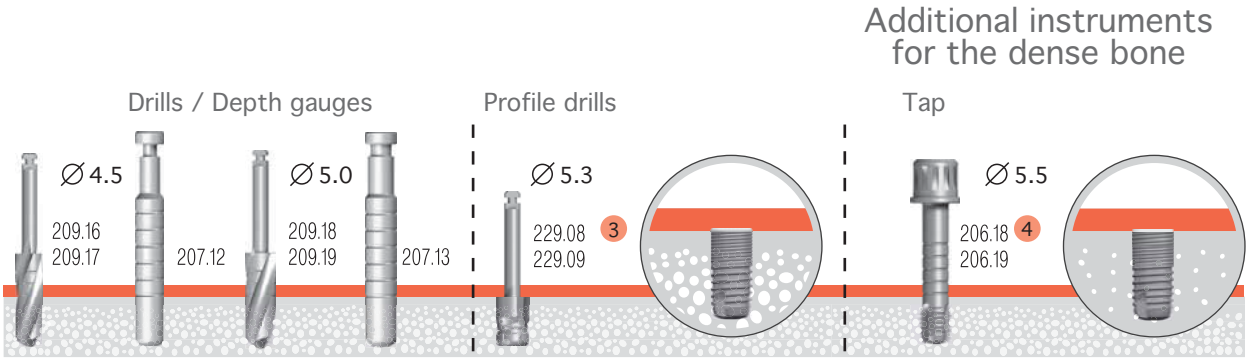

1 Article numbers for round-head burs Ø1.4 mm, Ø1.8 mm and Ø2.3 mm.

2 Article numbers for drills L33 mm and L41 mm.

3 Article numbers for profile drills L24 mm and L33 mm.

4 Article numbers for taps L30 mm and L34 mm.

Cylindrical short implant 5.0 mm

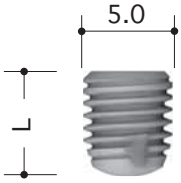

d, mm	L, mm	Retaining screw, mm	Article number
5.0	6.5	1.8	215.60

Material - pure titanium
Closure screw 1203.21 is included
Interface - internal HEX 2.7S

1203.21 Closure screw 2.7S

Implant bed preparation





1 Article numbers for round-head burs Ø1.4 mm, Ø1.8 mm and Ø2.3 mm.
2 Article numbers for drills L33 mm and L41 mm.
3 Article number for tap L30 mm.

Cylindrical short implant 5.5 mm

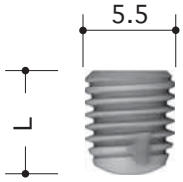

d, mm	L, mm	Retaining screw, mm	Article number
5.5	6.5	1.8	215.70

2.7S

Material - pure titanium
Closure screw 1203.21 is included
Interface - internal HEX 2.7S

1203.21 Closure screw 2.7S

Implant bed preparation



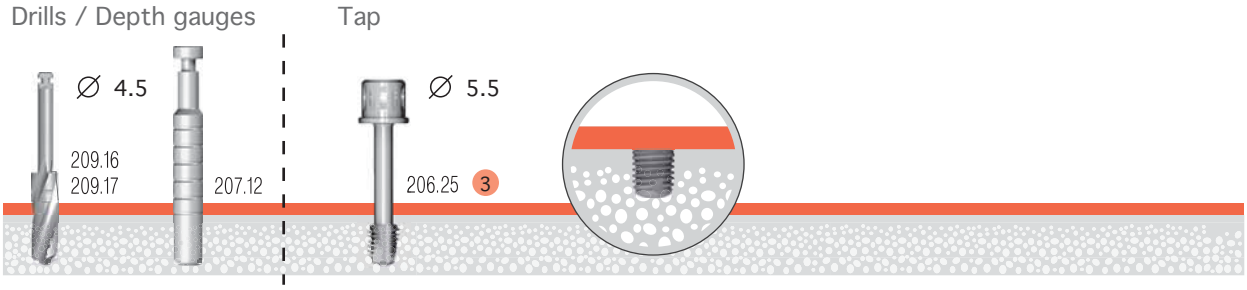

1 Article numbers for round-head burs Ø1.4 mm, Ø1.8 mm and Ø2.3 mm.
2 Article numbers for drills L33 mm and L41 mm.
3 Article number for tap L30 mm.

Cylindrical short implant 6.0 mm

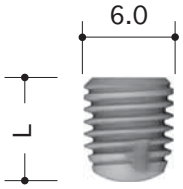

d, mm	L, mm	Retaining screw, mm	Article number
6.0	6.5	1.8	215.80

2.7S

Material - pure titanium
Closure screw 1203.21 is included
Interface - internal HEX 2.7S

1203.21 Closure screw 2.7S

Implant bed preparation



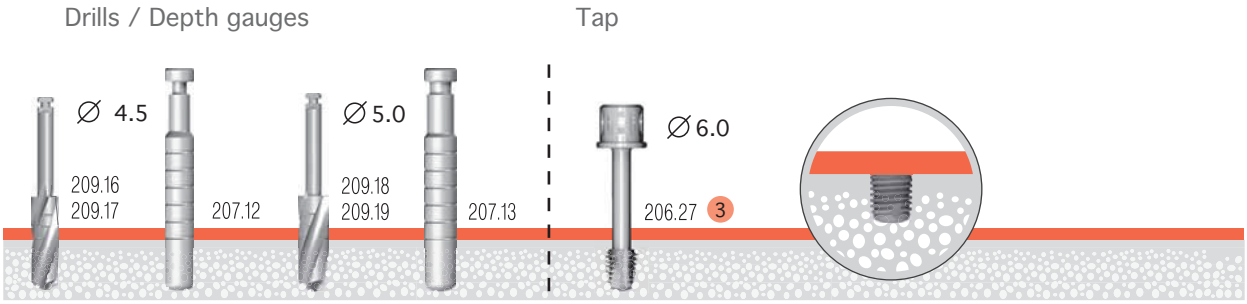

1 Article numbers for round-head burs Ø1.4 mm, Ø1.8 mm and Ø2.3 mm.
2 Article numbers for drills L33 mm and L41 mm.
3 Article number for tap L30 mm.

Conical implant 3.4 mm

L, mm	Retaining screw, mm	Article number	
8	1.6	217.00	2.2
10	1.6	217.01	
12	1.6	217.02	
14	1.6	217.03	
16	1.6	217.04	

Material - titanium alloy
Closure screw 203.20 is included
Interface - internal HEX 2.2

203.20 Closure screw 2.2

Implant bed preparation

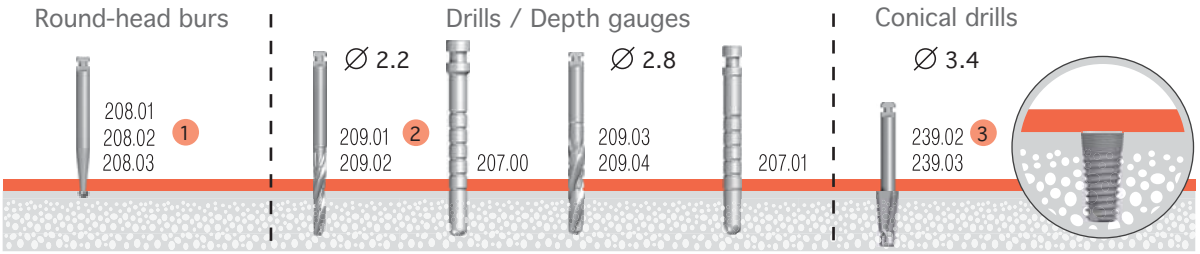

For implant L8



1 Article numbers for round-head burs Ø1.4 mm, Ø1.8 mm and Ø2.3 mm.
2 Article numbers for drills L33 mm and L41 mm.
3 Article numbers for conical drills L27 mm and L33 mm.
4 Article numbers for conical drills L25 mm and L33 mm.

Conical implant 3.8 mm

L, mm	Retaining screw, mm	Article number	
8	1.8	217.10	2.7
10	1.8	217.11	
12	1.8	217.12	
14	1.8	217.13	
16	1.8	217.14	

Material - titanium alloy
Closure screw 203.21 is included
Interface - internal HEX 2.7

203.21 Closure screw 2.7

Implant bed preparation



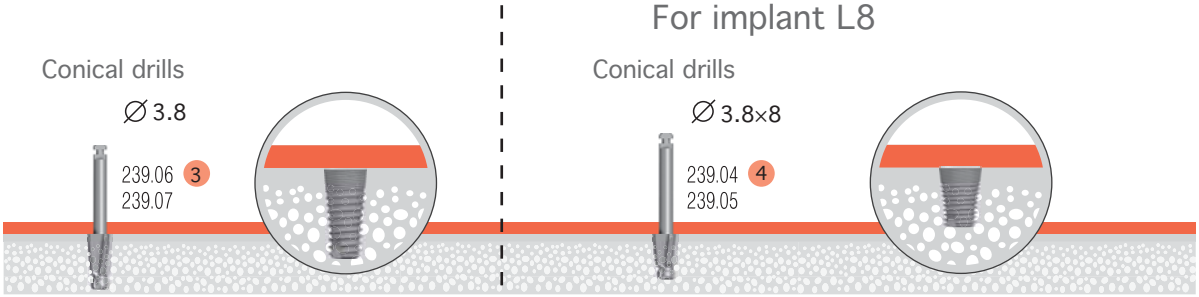

1 Article numbers for round-head burs Ø1.4 mm, Ø1.8 mm and Ø2.3 mm.
2 Article numbers for drills L33 mm and L41 mm.
3 Article numbers for conical drills L27 mm and L33 mm.
4 Article numbers for conical drills L25 mm and L33 mm.

Conical implant 4.5 mm

L, mm	Retaining screw, mm	Article number	
8	1.8	217.20	2.7
10	1.8	217.21	
12	1.8	217.22	
14	1.8	217.23	
16	1.8	217.24	

Material - pure titanium
Closure screw 203.21 is included
Interface - internal HEX 2.7

203.21 Closure screw 2.7

Implant bed preparation

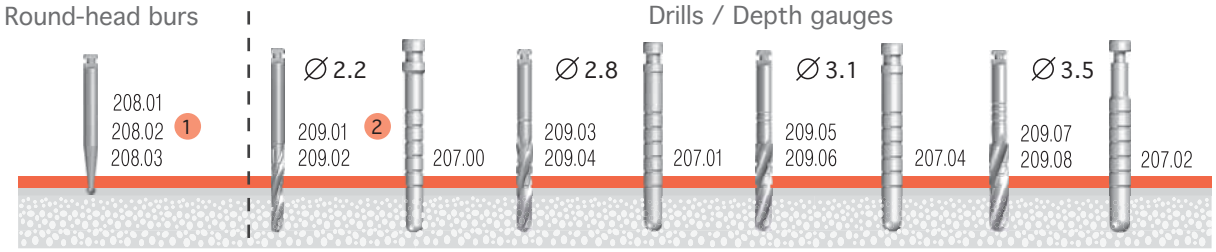

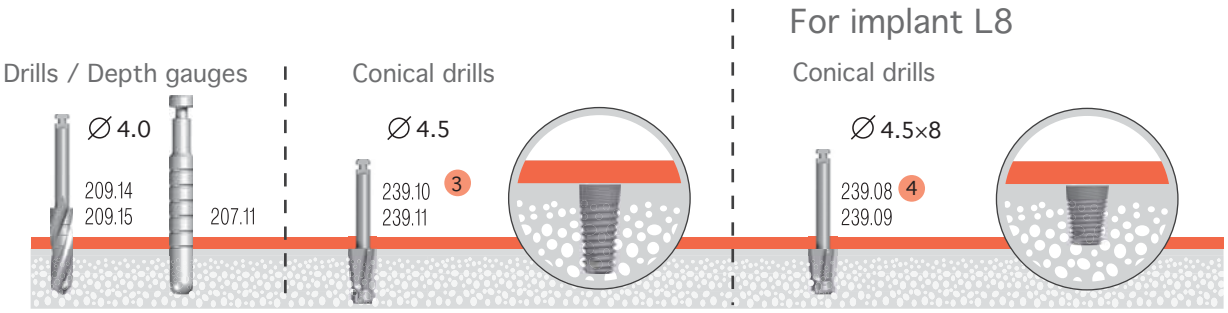

1 Article numbers for round-head burs Ø1.4 mm, Ø1.8 mm and Ø2.3 mm.
2 Article numbers for drills L33 mm and L41 mm.
3 Article numbers for conical drills L27 mm and L33 mm.
4 Article numbers for conical drills L27 mm and L33 mm.

Classic implant 4.0 mm

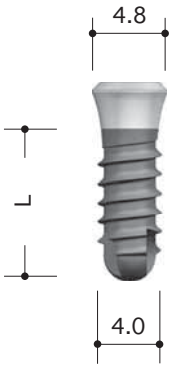

L, mm	Retaining screw, mm	Article number
8	2.0	202.82
10	2.0	202.83
12	2.0	202.84

Closure screw

203.01

Wide closure screw

203.00

Material - pure titanium

Closure screw 203.01 is included

Interface - internal OCT

Implant bed preparation



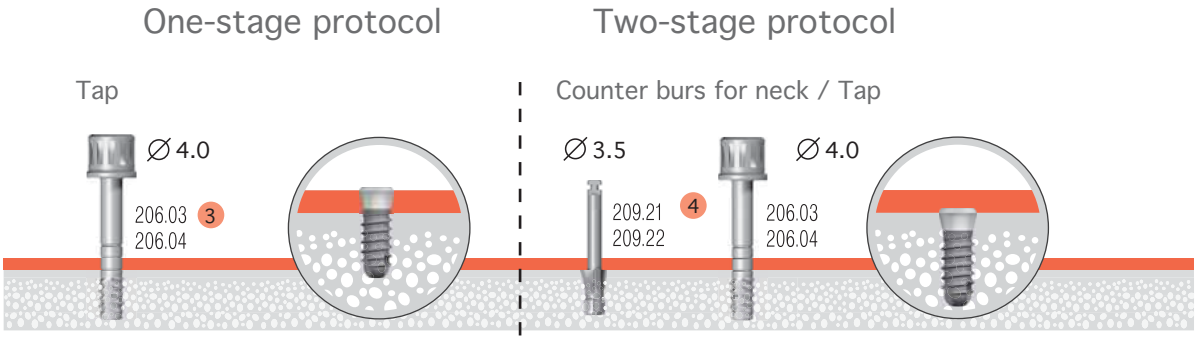

1 Article numbers for round-head burs Ø1.4 mm, Ø1.8 mm and Ø2.3 mm.
2 Article numbers for drills L33 mm and L41 mm.
3 Article numbers for taps L30 mm and L34 mm.
4 Article numbers for counter burs for neck L23 mm and L33 mm.

Classic implant 4.8 mm

L, mm	Retaining screw, mm	Article number
8	2.0	248.82
10	2.0	248.83
12	2.0	248.84

Closure screw

203.01

Wide closure screw

203.00

Material - pure titanium

Closure screw 203.01 is included

Interface - internal OCT

Implant bed preparation



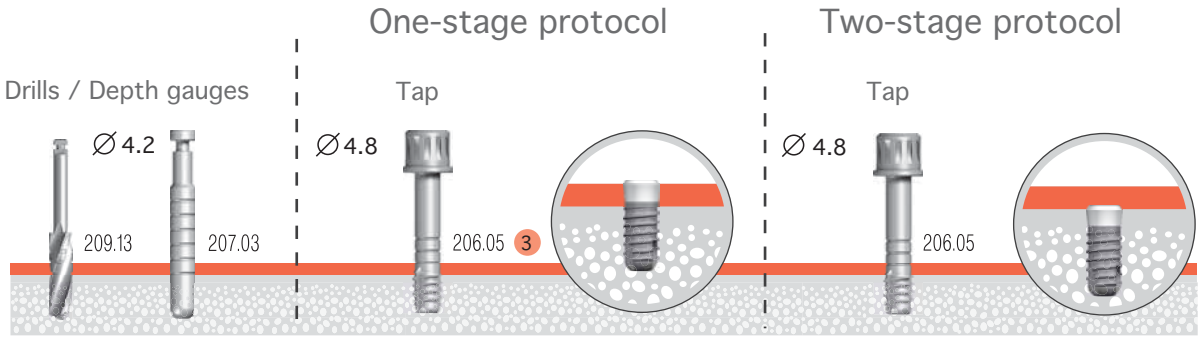

1 Article numbers for round-head burs Ø1.4 mm, Ø1.8 mm and Ø2.3 mm.

2 Article numbers for drills L33 mm and L41 mm.

3 Article number for tap L30 mm.

Mini-implant with conical head

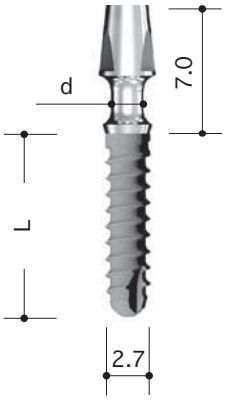

d, mm	L, mm	Retaining screw, mm	Article number
1.8	8	2.0	228.00
1.8	10	2.0	228.01
1.8	12	2.0	228.02
2.0	8	2.0	228.10
2.0	10	2.0	228.11
2.0	12	2.0	228.12

Material - titanium alloy

Implant neck with D = 1.8 mm bends up to 20°

Instruments for installation

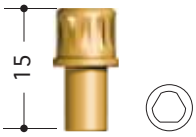

272.01
Universal adapter
(titanium alloy)

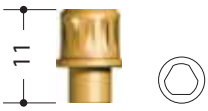

272.00
Universal adapter
(titanium alloy)

Retaining screw

204.11 204.12 204.13

Implant bed preparation

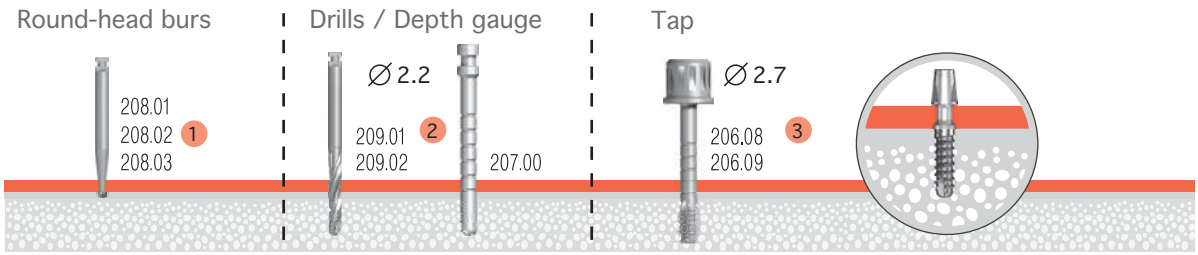

1 Article numbers for round-head burs Ø1.4 mm, Ø1.8 mm and Ø2.3 mm.
2 Article numbers for drills L33 mm and L41 mm.
3 Article numbers for taps L30 mm and L34 mm.

Mini-implant with spherical head

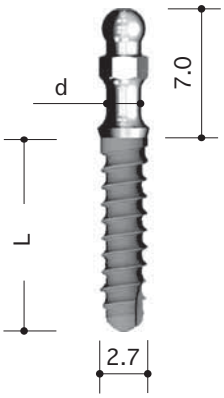

d, mm	L, mm	Article number
1.8	8	218.00
1.8	10	218.01
1.8	12	218.02
2.0	8	218.10
2.0	10	218.11
2.0	12	218.12

Material - titanium alloy

Implant neck with D = 1.8 mm bends up to 20°

Matrix body and 3 matrixes are included

Matrix body (stainless steel)

Plastic matrix, extremely flexible, yellow

Plastic matrix, flexible, pink

Plastic matrix, extremely flexible, green

Adapter

273.00

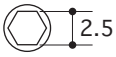

Implant bed preparation

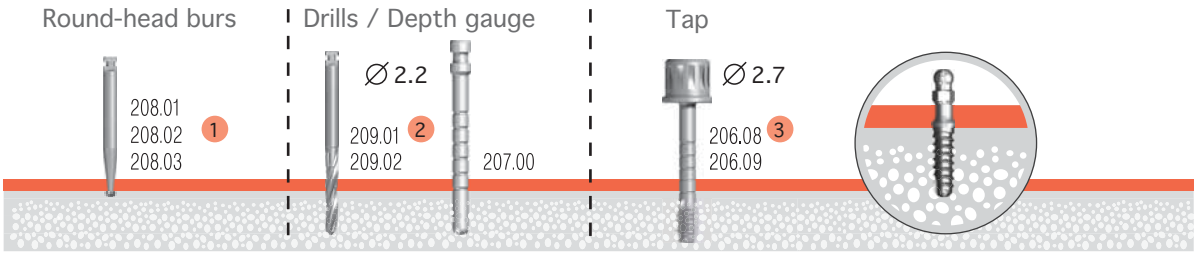

1 Article numbers for round-head burs Ø1.4 mm, Ø1.8 mm and Ø2.3 mm.

2 Article numbers for drills L33 mm and L41 mm.

3 Article numbers for taps L30 mm and L34 mm.

CONMET implants are supplied in sterile tubes packed in a blister pack. Combination of external and internal tubes maintains the sterility of an implant. Naming and labelling of implants are marked on the cap and rear side of external tube.

Labeling explanation





Short cylindrical implant diameter 6.0 length 6.5	Cylindrical implant diameter 3.5 length 8	Cylindrical implant diameter 3.5 length 10	Classic implant diameter 4.0 length 12	Conical implant diameter 3.8 length 14	Conical implant diameter 3.8 length 16

Implant types

CYL – cylindrical CON – conical CLA – classic

Caps colour mode		Endosseous part length
	Violet	6.5 mm
	Yellow	8 mm
	Green	10 mm
	Blue	12 mm
	Red	14 mm
	Colourless	16 mm

The initial phase of the implants installation

1 Open the blister pack by pulling the tab on the backside.

2 Take out the external tube and open it by turning the cap counterclockwise.

2 3

3 Take out the internal tube with the implant (the closure screw is placed on the external side of the cap).

4 Open the internal tube by turning the cap counterclockwise. The cap is connected with a fixture mount with fixed implant.

4

5 Direct the apical part of the implant to the prepared implant bed.

6 Turn the internal cap clockwise for 3-5 turns and then take it off from the fixture mount freeing the trigonal interface.

7 Finish the implant installation using one of the methods (see p. 16, 17).

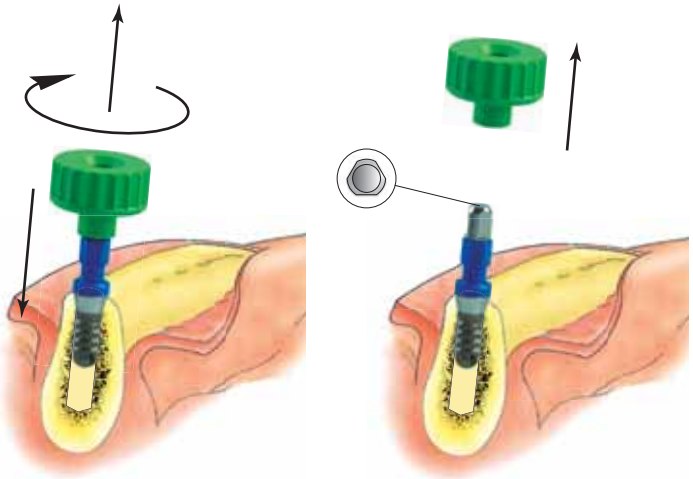

5 6 7

Cylindrical and Conical implant installation

1 After the initial implant fixation in the implant bed it is necessary to connect the Universal adapter (Cat. No 272.00 / 272.01) to the trigonal interface of the fixture mount.

2 Set the maximum torque moment 35 N*cm at the torque ratchet (Cat. No 210.01). Put the Torque ratchet / Ratchet (Cat. No 210.00) on the head of Universal adapter. To control the implant direction in the implant bed axis insert the Open wrench (Cat. No 240.00) in the feed opening at the head of the Universal adapter.

3 Install the implant flush with a cortical bone by reciprocating of the Torque ratchet / Ratchet. If necessary, tighten the implant to the position when its internal hexagon fits optimally for the further attachment installation. See marks at the fixture mount that match with the edge of abatment HEX.

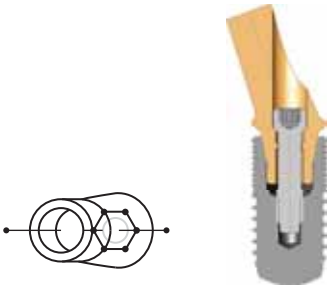

4 Remove the Open wrench and Torque ratchet / Ratchet from the fixture mount.

3

5 Using the Screwdriver (Cat. No 220.42 / 220.43) unscrew the retaining screw and release the fixture mount from the implant.

6 Set the Closure screw or the Gingival former.

5

In case of Torque ratchet breakage
(torque moment exceeds 35 N*cm) use the special implant
Inserting device (Cat. No 274.01 / 274.02 HEX 2.2 mm
or Cat. No 274.11 / 274.12 HEX 2.7 mm)
or inserting device for handpiece
(Cat. No 275.01 / 275.02 HEX 2.2 mm
or Cat. No 275.11 / 275.12 HEX 2.7 mm).

To achieve this purpose:

A Perform steps 4 and 5.

B Put the implant inserting device in the internal HEX of the implant.

C Finish implant installation in accordance with the points 3, and 6 by using the Torque ratchet and the Open wrench or the angular tip. See marks at the fixture, mount that match with the edge of the abatment HEX.

B

Classic implants installation

1 After the initial implant fixation in the implant bed it is necessary to connect the Universal adapter (Cat. No 272.00 / 272.01) to the trigonal interface of the fixture mount.

2 Set the maximum torque moment 35 N*cm at the Torque ratchet (Cat. No 210.01). Put the Torque ratchet / Ratchet (Cat. No 210.00) on the head of Universal adapter. To control the implant direction in the implant bed axis insert the Open wrench (Cat. No 240.00 / 240.10) in the feed opening at the head of Universal adapter.

1 2

3 Install the implant flush with a cortical bone by reciprocating of the Torque ratchet / Ratchet.

4 Remove the Open wrench, the Torque ratchet / Ratchet and the Universal adapter from the fixture mount.

5 Hold hexagonal body of the fixture mount by Open wrench (Cat. No 240.10) and unscrew the fixing screw (trigonal interface) by the Torque ratchet / Ratchet and free the implant.

6 Set the Closure screw or the Gingival former.

In case of Torque ratchet breakage (torque moment exceeds 35 N*cm) use the Holder (Cat. No 230.00 / 230.01)

To achieve this purpose:

5

A Perform step 5.

B Put Holder in the implant: fix Holder body with the Ratchet (Cat. No 210.00) and tighten the Holder screw with the Open wrench (Cat. No 240.00).

C Finish the implant installation: put the Open wrench (Cat. No 240.00 / 240.10) in the feeding opening of the Holder to control the implant direction in the implant bed axis. Perform point 3.

D Fix the Holder body with the Ratchet (Cat. No 210.00) and unscrew the Holder screw with the Open wrench (Cat. No 240.10).

E Release the implant by consequential removing of the Open wrench, Ratchet and the Holder.

F Set the Closure screw or the Healing cap.

B

Mini-implant with conical head installation

1 While holding with fingers, remove the mounting holder.

2 3

2 Set the Universal adapter (Cat. No. 272.00 / 272.01) on the mini-implant. Set the maximum torque moment 35 N*cm at the Torque ratchet (Cat. No. 210.01). Put the Torque ratchet / Ratchet (Cat. No. 210.00) on the head of Universal adapter. To control the implant direction in the implant bed axis insert the Open wrench (Cat. No. 240.00) in the feed opening at the head of the Universal adapter.

3 By reciprocating motion of Torque wrench / Ratchet wrench install mini-implants to the full immersion of intraosseous part.

4 Remove from the mini-implant the Open wrench, the Torque ratchet and the Universal adapter.

Mini-implant with spherical head installation

1 While holding with fingers, remove the mounting holder.

2 3

2 Set the Adapter with spherical head (Cat. No. 273.00) on the mini-implant. Set the maximum torque moment 35 N*cm at the Torque ratchet (Cat. No. 210.01). Put the Torque ratchet / Ratchet (Cat. No. 210.00) on the head of the Adapter. To control the implant direction in the implant bed axis insert the Open wrench (Cat. No. 240.00) in the feed opening at the head of the Universal adapter.

3 By reciprocating motion of Torque wrench / Ratchet wrench install mini-implants to the full immersion of intraosseous part.

4 Remove from the mini-implant the Open wrench, the Torque ratchet and the Adapter with spherical head.

Tools for implant installation

210.00
Ratchet

240.00
Open wrench

210.01
Torque ratchet

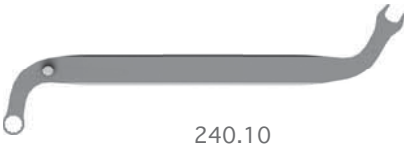

240.10
S-Open wrench

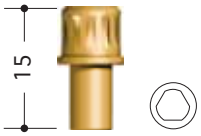

272.01
Universal adapter
(Titanium alloy)

272.00
Universal adapter
(Titanium alloy)

Abutment Screwdrivers

220.43
Screwdriver 18 mm
(Stainless steel,
titanium alloy)

220.42
Screwdriver 11 mm
(Stainless steel,
titanium alloy)

220.44
Screwdriver 6 mm
(Stainless steel,
titanium alloy)

220.45
Screwdriver 11 mm
(Stainless steel,
titanium alloy)

220.46
Screwdriver 18 mm
(Stainless steel,
titanium alloy)

Tools for Conical and Cylindrical implants (HEX 2.2) installation

Cylindrical
implants

d3.5 / d4.0

Conical
implants

d3.4

274.02
Implant inserting
device 2.2, long
(Stainless steel,
titanium alloy)

274.01
Implant inserting
device 2.2, short
(Stainless steel,
titanium alloy)

275.02
Implant inserting
device 2.2, long
(Stainless steel)

275. 01
Implant inserting
device 2.2, short
(Stainless steel)

274.00
Extender
(Stainless steel)

Instruments for Conical and Cylindrical implants (HEX 2.7) installation

Cylindrical implants

d4.5 / d5.5

d

Conical implants

d3.8 / d4.5

d

Cylindrical short implants

d

d5.0 / d5.5 / d6.0

274.12
Implant inserting device 2.7, long
(Stainless steel, titanium alloy)

274.11
Implant inserting device 2.7, short
(Stainless steel, titanium alloy)

275.12
Implant inserting device 2.7, short
(Stainless steel)

275.11
Implant inserting device 2.7, short
(Stainless steel)

274.00
Extender
(Titanium alloy)

Holder for Classic implants installation

Material – titanium alloy

230.01
Holder 28 mm

230.00
Holder 18 mm

d4.0 / d4.8

Instruments for mini-implants installation

Material – titanium alloy

with conical head

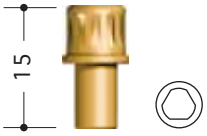

272.01
Universal adapter
(Titanium alloy)

272.00
Universal adapter
(Titanium alloy)

with spherical head

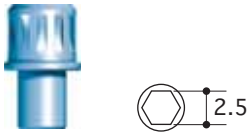

273.00
Adapter for mini-implants with spherical head
(Titanium alloy)

Article number		Item / size	Material
Rotary tissue punches			
260.01		Rotary tissue punch 23 mm	Titanium alloy
260.02		Rotary tissue punch 33 mm	Titanium alloy
Round-head burs			
208.01		Round-head bur Ø1.4 mm	Tungsten carbide
208.02		Round-head bur Ø1.8 mm	Tungsten carbide
208.03		Round-head bur Ø2.3 mm	Tungsten carbide
Drills			
209.01		Pilot drill 2.2 × 33 mm	Stainless steel
209.02		Pilot drill 2.2 × 41 mm	Stainless steel
209.03		Forming drill 2.8 × 33 mm	Stainless steel
209.04		Forming drill 2.8 × 41 mm	Stainless steel
209.05		Forming drill 3.1 × 33 mm	Stainless steel
209.06		Forming drill 3.1 × 41 mm	Stainless steel
209.07		Forming drill 3.5 × 33 mm	Stainless steel
209.08		Forming drill 3.5 × 41 mm	Stainless steel
209.13		Forming drill 4.2 × 33 mm	Stainless steel
209.14		Forming drill 4.0 × 33 mm	Stainless steel
209.15		Forming drill 4.0 × 41 mm	Stainless steel
209.16		Forming drill 4.5 × 33 mm	Stainless steel
209.17		Forming drill 4.5 × 41 mm	Stainless steel
209.18		Forming drill 5.0 × 33 mm	Stainless steel
209.19		Forming drill 5.0 × 41 mm	Stainless steel

Article number		Item / size	Material

Depth gauges

207.00		Depth gauge Ø2.2 mm	Titanium alloy
207.01		Depth gauge Ø2.8 mm	Titanium alloy
207.04		Depth gauge Ø3.1 mm	Titanium alloy
207.02		Depth gauge Ø3.5 mm	Titanium alloy
207.11		Depth gauge Ø4.0 mm	Titanium alloy
207.03		Depth gauge Ø4.2 mm	Titanium alloy
207.12		Depth gauge Ø4.5 mm	Titanium alloy
207.13		Depth gauge Ø5.0 mm	Titanium alloy

Profile drills for cylindrical implants

229.00		Profile drill 3.3 × 24 mm, short	Titanium alloy
229.01		Profile drill 3.3 × 33 mm, long	Titanium alloy
229.02		Profile drill 3.8 × 24 mm, short	Titanium alloy
229.03		Profile drill 3.8 × 33 mm, long	Titanium alloy
229.04		Profile drill 4.3 × 24 mm, short	Titanium alloy
229.05		Profile drill 4.3 × 33 mm, long	Titanium alloy
229.06		Profile drill 4.8 × 24 mm, short	Titanium alloy
229.07		Profile drill 4.8 × 33 mm, long	Titanium alloy
229.08		Profile drill 5.3 × 24 mm, short	Titanium alloy
229.09		Profile drill 5.3 × 33 mm, long	Titanium alloy

Article number		Item / size	Material

Counter burs for neck for Classic implants

209.21		Counter bur for neck 3.5 × 23 mm	Titanium alloy
209.22		Counter bur for neck 3.5 × 33 mm	Titanium alloy

Conical drills for Conical implants

239.00		Conical drill 3.4 × 8 × 25 mm, short	Titanium alloy
239.01		Conical drill 3.4 × 8 × 33 mm, long	Titanium alloy
239.02		Conical drill 3.4 × 27 mm, short	Titanium alloy
239.03		Conical drill 3.4 × 33 mm, long	Titanium alloy
239.04		Conical drill 3.8 × 8 × 25 mm, short	Titanium alloy
239.05		Conical drill 3.8 × 8 × 33 mm, long	Titanium alloy
239.06		Conical drill 3.8 × 27 mm, short	Titanium alloy
239.07		Conical drill 3.8 × 33 mm, long	Titanium alloy
239.08		Conical drill 4.5 × 8 × 25 mm, short	Titanium alloy
239.09		Conical drill 4.5 × 8 × 33 mm, long	Titanium alloy
239.10		Conical drill 4.5 × 27 mm, short	Titanium alloy
239.11		Conical drill 4.5 × 33 mm, long	Titanium alloy

Article number		Item / size	Material
Taps for Classic implants			
206.03		Tap 4.0 x 30 mm	Titanium alloy
206.04		Tap 4.0 x 34 mm	Titanium alloy
206.05		Tap 4.8 x 30 mm	Titanium alloy
Taps for Cylindrical implants			
206.10		Tap 3.5 mm, short	Titanium alloy
206.11		Tap 3.5 mm, long	Titanium alloy
206.12		Tap 4.0 mm, short	Titanium alloy
206.13		Tap 4.0 mm, long	Titanium alloy
206.14		Tap 4.5 mm, short	Titanium alloy
206.15		Tap 4.5 mm, long	Titanium alloy
206.16		Tap 5.0 mm, short	Titanium alloy
206.17		Tap 5.0 mm, long	Titanium alloy
206.18		Tap 5.5 mm, short	Titanium alloy
206.19		Tap 5.5 mm, long	Titanium alloy
Taps for Short Cylindrical implants			
206.23		Tap 5.0 x 6.5 mm	Titanium alloy
206.25		Tap 5.5 x 6.5 mm	Titanium alloy
206.27		Tap 6.0 x 6.5 mm	Titanium alloy
Taps for Mini-implants			
206.08		Tap 2.7 mm, short	Titanium alloy
206.09		Tap 2.7 mm, long	Titanium alloy

Additional tools

Article number		Item / size	Material
292.01		Chisel 2.5 mm	Titanium alloy
292.02		Chisel 5.0 mm	Titanium alloy
292.03		Chisel 7.0 mm	Titanium alloy
390.00		Soft tissue retractor straight, 5 mm	Titanium alloy
390.01		Soft tissue retractor angled, right, 5 mm	Titanium alloy
390.02		Soft tissue retractor angled, left, 5 mm	Titanium alloy
390.03		Soft tissue retractor angled, right, 9 mm	Titanium alloy
390.04		Soft tissue retractor angled, left, 9 mm	Titanium alloy
390.05		Soft tissue retractor angled, right, 14 mm	Titanium alloy
390.06		Soft tissue retractor angled, left, 14 mm	Titanium alloy

Article number		Item / size	Material
291.11		Osteotome Ø2.2/2.8 mm	Titanium alloy
291.12		Osteotome Ø2.8/3.1 mm	Titanium alloy
291.13		Osteotome Ø3.1/3.5 mm	Titanium alloy
291.14		Osteotome Ø3.5/4.0 mm	Titanium alloy
291.15		Osteotome Ø4.0/4.2 mm	Titanium alloy
291.16		Osteotome Ø4.2/4.5 mm	Titanium alloy
291.17		Osteotome Ø4.5/5.0 mm	Titanium alloy
291.51		Osteotome, concave Ø2.2/2.8 mm	Titanium alloy
291.52		Osteotome, concave Ø2.8/3.1 mm	Titanium alloy
291.53		Osteotome, concave Ø3.1/3.5 mm	Titanium alloy
291.54		Osteotome, concave Ø3.5/4.0 mm	Titanium alloy
291.55		Osteotome, concave Ø4.0/4.2 mm	Titanium alloy
291.56		Osteotome, concave Ø4.2/4.5 mm	Titanium alloy
291.57		Osteotome, concave Ø4.5/5.0 mm	Titanium alloy

Article number		Item / size	Material
295.02		Bending tool for mini-implant with conical head	Titanium alloy
295.03		Bending tool for mini-implant with spherical head	Titanium alloy
360.00		Hummer	Titanium alloy, PTFE
280.00		Saliva ejector	Titanium alloy
250.00		Holding forceps	Titanium alloy
310.01		Straight dental elevator	Titanium alloy
310.02		Bent dental elevator, left-bending	Titanium alloy
310.03		Bent dental elevator, right-bending	Titanium alloy

Article number		Item / size	Material

Drills with inner coolant for Classic implants

219.01		Drill 2.2 x 33 mm, with stopper	Stainless steel
219.02		Drill 2.2 x 41 mm, with stopper	Stainless steel
219.03		Drill 2.8 x 33 mm, with stopper	Stainless steel
219.04		Drill 2.8 x 41 mm, with stopper	Stainless steel
219.05		Drill 3.1 x 33 mm, with stopper	Stainless steel
219.06		Drill 3.1 x 41 mm, with stopper	Stainless steel
219.07		Drill 3.5 x 33 mm, with stopper	Stainless steel
219.08		Drill 3.5 x 41 mm, with stopper	Stainless steel
219.09		Drill 4.2 x 33 mm, with stopper	Stainless steel
219.10		Drill 4.2 x 41 mm, with stopper	Stainless steel

Removable stoppers for Drills with inner coolant

219.21		Removable stoppers set 2.2 mm, 7 pcs.	Stainless steel
219.22		Removable stoppers set 2.8 mm, 7 pcs.	Stainless steel
219.23		Removable stoppers set 3.1 mm, 7 pcs.	Stainless steel
219.24		Removable stoppers set 3.5 mm, 7 pcs.	Stainless steel
219.25		Removable stoppers set 4.2 mm, 7 pcs.	Stainless steel

PROSTHETICS



Variability in height of superstructure transgingival part

provides an optimal gingival fit

The combination of cone and hexagon [1]

provides maximal accuracy of positioning and minimal micromovement of implant-abutment connection

Aggressive thread

allows fast and secure installment of the implant into the bone tissue

Dimensional grooves

improves perfect adaptation for abutments with cement-retained fixation

«Platform switching» concept

provides with minimal bone resorption and maximal aesthetic effect

Microthread

contributes to optimal distribution of load on the cortical layer, providing its minimum resorption

Original technology

implant surface processing provides with optimal hydrophilicity and surface roughness

[1] Connection successfully passed fatigue tests according to ISO 14801 (5 million cycles).

Superstructures and Accessories for Conical and Cylindrical implants with HEX 2.2

Cylindrical implants

d3.5/d4.0

Conical implants

d3.4

Superstructure screwdrivers

Material – stainless steel, titanium alloy

220.43
Screwdriver
18 mm

220.42
Screwdriver
11 mm

220.44
Screwdriver
6 mm

220.45
Screwdriver
11 mm

220.46
Screwdriver
18 mm

Gingival former

Material - titanium alloy

platform 3.5			platform 5.0		
2	4	6	2	4	6
203.40	203.41	203.42	203.43	203.44	203.45

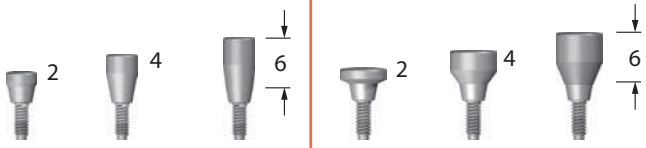

Aesthetic gingival former

(Retaining screw is included)

Material - titanium alloy

platform 3.5			platform 5.0		
2	4	6	2	4	6
203.70	203.71	203.72	203.73	203.74	203.75
213.11	213.13	213.14	213.11	213.13	213.14

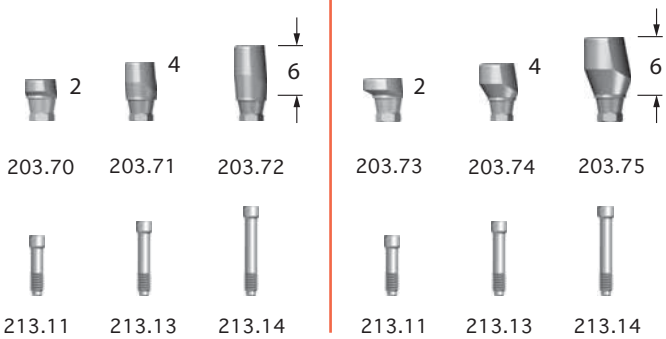

Transfers

Material - titanium alloy

For closed tray		For open tray	
211.70	211.71	211.72	211.73

Implant analog

Material - titanium alloy

Removable	Non-removable
211.55	211.50

Prosthetics

Straight abutments cement-retained [1]

(Retaining screw is included)

Material - titanium alloy

platform 3.5			platform 5.0		
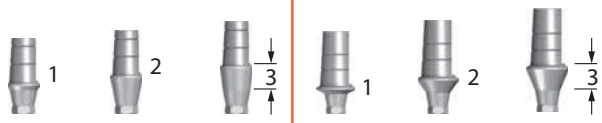					
204.21	204.22	204.23	204.24	204.25	204.26

Tech. screw

213.12 213.32

Plastic caps

Material - ash-free plastic

platform 3.5	platform 5.0
212.10	212.11

Angled abutments cement-retained

(Retaining screw is included)

Material - titanium alloy

platform 3.5

10°			20°		
205.21	205.22	205.23	205.31	205.32	205.33

Tech. screw

213.12 213.32

Tech. screw

213.11 213.31

Tech. screw

213.12 213.32

platform 5.0

10°			20°		
205.24	205.25	205.26	205.34	205.35	205.36

Tech. screw

213.12 213.32

Plastic caps

Material - ash-free plastic

platform 3.5

10°	20°
212.13	212.16

platform 5.0

10°	20°
212.14	212.17

[1] Use individual plastic cap for single crowns.

Straight screw-retained abutments [1]

Material - titanium alloy

platform 4.0			platform 5.0		
214.71	214.72	214.73	214.74	214.75	214.76

272.00 Universal adapter (Titanium alloy)

272.01 Universal adapter (Titanium alloy)

275.13 Fixing screw for universal adapter 11 mm

275.14 Fixing screw for universal adapter 15 mm

Plastic caps

For straight screw-retained abutments

Material - ash-free plastic

platform 4.0	platform 5.0
212.50	212.51

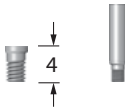

204.11 213.03 Channel former for retaining screw 4 mm

Gingival former

for straight screw-retained abutments

Material - titanium alloy

platform 4.0			platform 5.0		
5.5	4.5	3.5	5.5	4.5	3.5
212.71	212.72	212.73	212.74	212.75	212.76

Transfers

for straight screw-retained abutments

Material - titanium alloy



211.86 211.87

Implant analog

for straight screw-retained abutments

Material - titanium alloy

platform 4.0	platform 5.0
211.93	211.92

[1] Do not use for single crowns.

Angled screw-retained abutments 25°

(Retaining screw 213.12 is included)

Material - titanium alloy

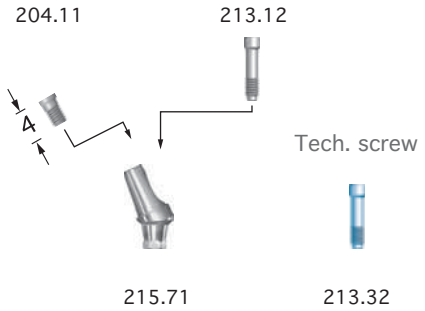

Plastic caps

Material - ash-free plastic

212.53

Universal abutments

(Retaining screw is included)

Material - titanium alloy

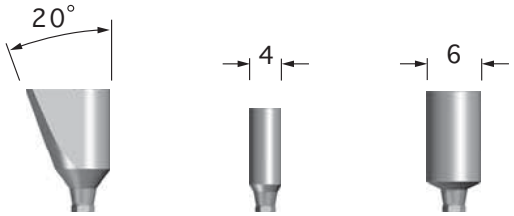

204.51 204.52 204.53

213.12 213.32

Abutments with lateral fixation

(Retaining screw is included)

Material - titanium alloy

214.11 214.12 214.13

213.12 213.32 213.52

Ball abutments

Material - titanium alloy

204.91 204.92 205.08

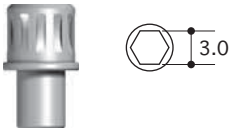

270.00

Universal abutment [1]

(Retaining screw is included)

Material - titanium alloy

212.08

Tech. screw

213.12 213.32

Cap for universal abutment

Material - ash-free plastic

212.55

Plastic abutment

(Retaining screw is included)

Material - ash-free plastic

212.06

Tech. screw

213.12 213.32

Temporary abutment

(Retaining screw is included)

Material - titanium alloy

212.57

Channel former for retaining screw 4 mm

Tech. screw

213.05 213.12 213.32

Prosthetics

[1] Use for adhesive bonding. Do not use for cast constructions.

Superstructures and Accessories for Conical and Cylindrical implants with HEX 2.7

2.7

Cylindrical implants

d4.5/d5.0/d5.5

Conical implants

d3.8/d4.5

Superstructure screwdrivers

Material – stainless steel, titanium alloy

220.43
Screwdriver
18 mm

220.42
Screwdriver
11 mm

220.44
Screwdriver
6 mm

220.45
Screwdriver
11 mm

220.46
Screwdriver
18 mm

Gingival former

Material - titanium alloy

platform 5.0	platform 6.5

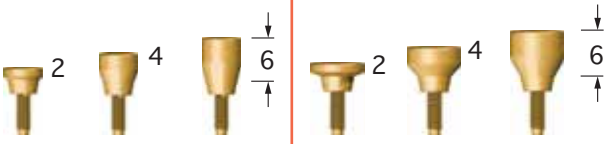

203.50 203.51 203.52 203.53 203.54 203.55

Aesthetic gingival former

(Retaining screw is included)

Material - titanium alloy



203.76 203.77 203.78

213.21 213.22 213.23

Transfers

Material - titanium alloy

For closed tray	For open tray

211.74 211.75

211.76 211.77

Implant analog

Material - titanium alloy

Removable	Non-removable

211.57

211.52

Prosthetics

Straight abutments cement-retained [1]

(Retaining screw is included)

Material - titanium alloy

platform 5.0			platform 6.5		
204.41	204.42	204.43	204.44	204.45	204.46

Tech. screw

213.21 213.41

Plastic caps

Material - ash-free plastic

platform 5.0	platform 6.5
212.11	212.12

Angled abutments cement-retained

(Retaining screw is included)

Material - titanium alloy

platform 5.0

10°			20°		
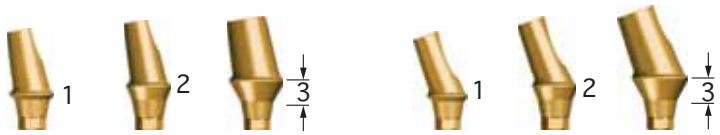					
205.41	205.42	205.43	205.51	205.52	205.53

Tech. screw

213.21 213.41

Plastic caps

Material - ash-free plastic

platform 5.0

10°	20°
212.14	212.17

platform 6.5

10°			20°		
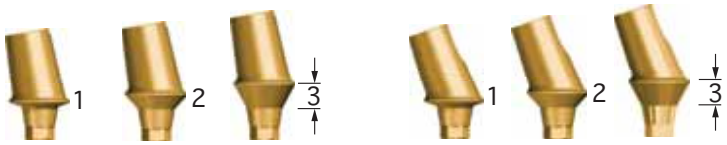					
205.44	205.45	205.46	205.54	205.55	205.56

Tech. screw

213.21 213.41

platform 6.5

10°	20°
212.15	212.18

[1] Use individual plastic cap for single crowns.

Straight screw-retained abutments [1]

Material - titanium alloy

platform 5.0			platform 6.5		
214.81	214.82	214.83	214.84	214.85	214.86

272.00 Universal adapter (Titanium alloy)

272.01 Universal adapter (Titanium alloy)

275.13 Fixing screw for universal adapter 11 mm

275.14 Fixing screw for universal adapter 15 mm

Plastic caps

for straight screw-retained abutments

Material - ash-free plastic

platform 5.0	platform 6.5
212.51	212.52

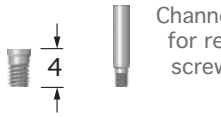

204.11 213.03 Channel former for retaining screw 4 mm

Gingival former

for straight screw-retained abutments

Material - titanium alloy

platform 5.0			platform 6.5		
212.74	212.75	212.76	212.77	212.78	212.79

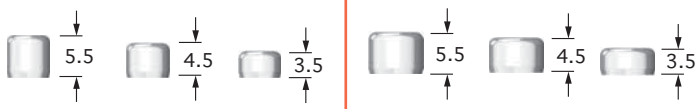

Transfers

for straight screw-retained abutments

Material - titanium alloy



211.86 211.87

Implant analog

for straight screw-retained abutments

Material - titanium alloy

platform 5.0	platform 6.5
211.92	211.91

[1] Do not use for single crowns.

Prosthetics

Angled screw-retained abutments 25°

(Retaining screw 213.21 is included)

Material - titanium alloy

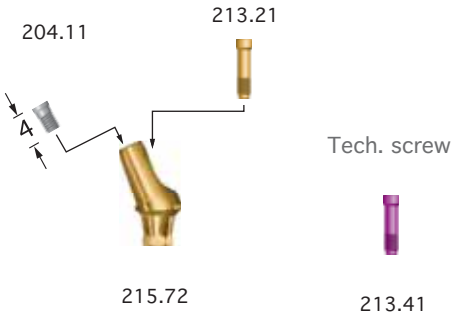

Plastic caps

Material - ash-free plastic

212.54

Universal abutments

(Retaining screw is included)

Material - titanium alloy

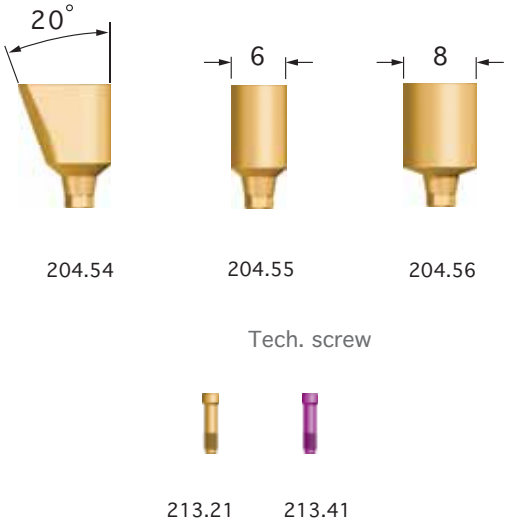

Abutments with lateral fixation

(Retaining screw is included)

Material - titanium alloy

Ball abutments

Material - titanium alloy

Prosthetics

Universal abutment [1]

(Retaining screw is included)

Material - titanium alloy

212.09

Tech. screw

213.22 213.42

Cap for universal abutment

Material - ash-free plastic

212.56

Plastic abutment

(Retaining screw is included)

Material - ash-free plastic

212.07

Tech. screw

213.21 213.41

Temporary abutment

(Retaining screw is included)

Material - titanium alloy

212.58

Channel former for retaining screw

213.06

Tech. screw

213.21 213.41

[1] Use for adhesive bonding. Do not use for cast constructions.

Superstructures and Accessories for Cylindrical short implants

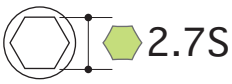

d5.0/d5.5/d6.0

Superstructure screwdrivers

Material – stainless steel, titanium alloy

220.43
Screwdriver
18 mm

220.42
Screwdriver
11 mm

220.44
Screwdriver
6 mm

220.45
Screwdriver
11 mm

220.46
Screwdriver
18 mm

Gingival former

Material - titanium alloy

platform 5.0	platform 6.5

1203.50 1203.51 1203.52

1203.53 1203.54 1203.55

Transfers

Material - titanium alloy

For closed tray	For open tray

1211.74 1211.75

1211.76 1211.77

Implant analog

Material - titanium alloy

Removable	Non-removable

1211.57

1211.52

Straight abutments cement-retained [1]

(Retaining screw is included)

Material - titanium alloy

platform 5.0			platform 6.5		
1204.41	1204.42	1204.43	1204.44	1204.45	1204.46

Tech. screw

1213.21 1213.41

Plastic caps

Material - ash-free plastic

platform 5.0	platform 6.5
212.11	212.12

Angled abutments cement-retained

(Retaining screw is included)

Material - titanium alloy

platform 5.0

10°			20°		
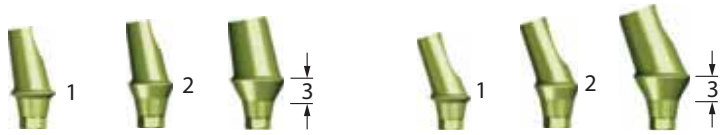					
1205.41	1205.42	1205.43	1205.51	1205.52	1205.53

Tech. screw

1213.21 1213.41

Plastic caps

Material - ash-free plastic

platform 5.0

10°	20°
212.14	212.17

platform 6.5

10°			20°		
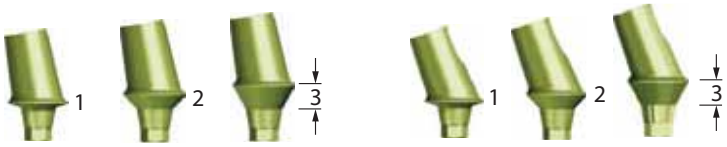					
1205.44	1205.45	1205.46	1205.54	1205.55	1205.56

Tech. screw

1213.21 1213.41

platform 6.5

10°	20°
212.15	212.18

[1] Use individual plastic cap for single crowns.

Straight screw-retained abutments [1]

Material - titanium alloy

platform 5.0			platform 6.5		
1214.81	1214.82	1214.83	1214.84	1214.85	1214.86



272.00 Universal adapter (Titanium alloy)

272.01 Universal adapter (Titanium alloy)

275.13 Fixing screw for universal adapter 11 mm

275.14 Fixing screw for universal adapter 15 mm

Plastic caps

for straight screw-retained abutments

Material - ash-free plastic

platform 5.0	platform 6.5
212.51	212.52

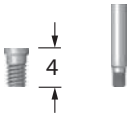

204.11 213.03

Channel former for retaining screw 4 mm

Gingival former

for straight screw-retained abutments

Material - titanium alloy

platform 5.0			platform 6.5		
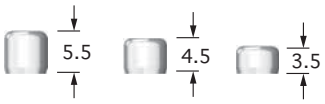			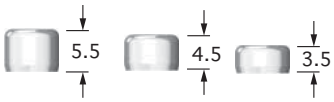		
212.74	212.75	212.76	212.77	212.78	212.79

Transfers

for straight screw-retained abutments

Material - titanium alloy



211.86 211.87

Implant analog

for straight screw-retained abutments

Material - titanium alloy

platform 5.0	platform 6.5
211.92	211.91

Prosthetics

[1] Do not use for single crowns.

Angled screw-retained abutments 25°

(Retaining screw 1213.21 is included)

Material - titanium alloy

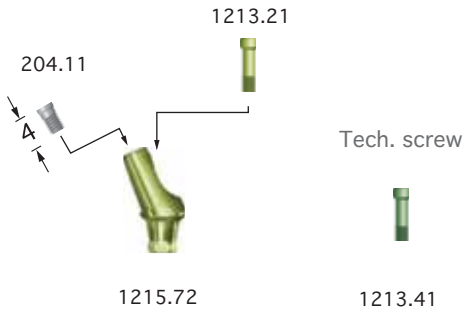

Plastic caps

Material - ash-free plastic

212.54

Universal abutments

(Retaining screw is included)

Material - titanium alloy

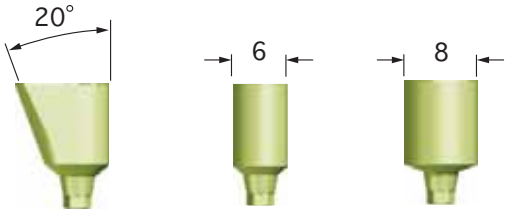

1204.54 1204.55 1204.56

Tech. screw

1213.21 1213.41

Abutments with lateral fixation

(Retaining screw is included)

Material - titanium alloy

1214.21 1214.22 1214.23

Tech. screw

Screw for lateral fixation

1213.21 1213.41 213.52

Ball abutments

Material - titanium alloy

Titanium matrix

1204.93 1204.94 205.08

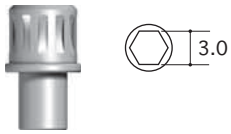

270.00

Adapter for ball abutment installation

Prosthetics

Universal abutment [1]

(Retaining screw is included)

Material - titanium alloy

1212.09

Tech. screw

1213.22

1213.42

Cap for universal abutment

Material - ash-free plastic

212.56

Plastic abutment

(Retaining screw is included)

Material - ash-free plastic

1212.07

Tech. screw

1213.21

1213.41

Temporary abutment

(Retaining screw is included)

Material - titanium alloy

1212.58

Screw
for lateral fixation

213.04

1213.21

Tech. screw

1213.41

Prosthetics

[1] Use for adhesive bonding. Do not use for cast constructions.

Superstructures and Accessories for Classic implants

d4.0 / d4.8

Superstructure screwdrivers

Material – stainless steel, titanium alloy

220.43
Screwdriver
18 mm

220.42
Screwdriver
11 mm

220.44
Screwdriver
6 mm

220.45
Screwdriver
11 mm

220.46
Screwdriver
18 mm

Gingival former

Material - titanium alloy

203.02 203.03 203.04 203.05

Transfers

Material - titanium alloy

For closed tray		For open tray	
211.85	211.84	211.82	211.83

Implant analog

Material - titanium alloy

Removable	Non-removable
211.88	211.80

Prosthetics

Conical abutments cement-retained

Material - titanium alloy

6°

205.11

Universal adapters

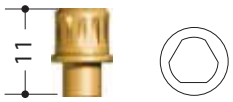

272.00
Universal adapter
(Titanium alloy)

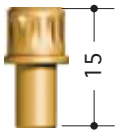

272.01
Universal adapter
(Titanium alloy)

Screw-retained abutments

Material - titanium alloy

15° 8° 6°

204.03 204.02 204.01

204.11

Retaining screw

Plastic caps

Material - ash-free plastic

15° 8° 6°

212.03 212.02 212.01

Channel former for retaining screw 4 mm

213.03

Screw-retained abutments with octagon

Material - titanium alloy

15° 8° 6°

284.03 284.02 284.01

204.11

Retaining screw

Plastic caps

Material - ash-free plastic

15° 8° 6°

212.83 212.82 212.81

Channel former for retaining screw 4 mm

213.03

Prosthetics

Angled abutments
(Retaining screw is included)

Material - titanium alloy

10° 20° 30°

214.03 205.87 214.04 205.88 214.02

204.15

Universal abutment

Material - titanium alloy

205.40

204.12

Ball abutments

Material - titanium alloy

205.07

Titanium matrix

205.08

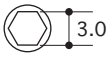

270.00 Adapter for ball abutment installation

Plastic abutments

Material - ash-free plastic

212.04

212.05

Retaining screws

Conical

204.14

Modeling

213.01

213.02

Universal abutment [1]
(Retaining screw is included)

Material - titanium alloy

205.10

204.13

Cap for universal abutment

Material - ash-free plastic

212.80

[1] Use for adhesive bonding. Do not use for cast constructions.

Prosthetics

INSTRUMENT TRAYS

Sterilizable instrument tray for screw implants

Material - titanium, PTFE



200.50

Sterilizable instrument tray for drills with stoppers

Material - titanium, PTFE



219.00

Sterilizable instrument tray for osteotomes

Material - titanium, PTFE

200.31

Sterilizable instrument tray for concave osteotomes

Material - titanium, PTFE

200.32

Sterilizable instrument tray for orthopedic operations

Material - titanium, PTFE

200.10

Sterilizable instrument tray for try-in implants

Material - titanium, PTFE

Used for try-in abutments for Classic implants

200.20

Sterilizable instrument tray for try-in implants

Material - titanium, PTFE

Used for try-in abutments for Cylindrical and Conical implants

200.21

Scan abutments for CAD/CAM system

2,2

2,7

Scan abutments for Zirkonzahn

2,2

2,7

Scan abutments for 3shape и Exocad

Pre-mills

2,2

2,7

2,2

2,7

for different systems on demand

Digital libraries for CAD/CAM

For correct and precise design of ortopedic products based on CONMET DENTAL IMPLANT SYSTEM we offer our implant library for systems:

Zirkonzahn exocad 3shape dental wings

CONMET, Zirkonzahn, 3shape, Exocad, Dental Wings are registered trademarks of companies CONMET LLC, Zirkonzahn GmbH, 3Shape A/S, Dental Wings Inc.

Conmet LLC
Russia, 125413
Moscow, Onezhskaya st. 24/1
Tel. (495) 234-91-13
Fax (495) 232-19-31
conmet@conmet.ru
www.conmet.ru
Dc_en. v11-05.2020

Saint Petersburg
191015, Shpalernaya st. 54
Office B51
Tel. (812) 676-43-65
s-petersburg@conmet.ru

Krasnodar
350063, Sovetskaya st. 30
Office 1103
Tel. (861) 268-14-08
krasnodar@conmet.ru

Novosibirsk
630007, Oktyabrskaya Magistral st. 4
Office 112
Tel. (383) 240-99-09
novosibirsk@conmet.ru

Ekaterinburg
620075, Lenin st. 50 B
Office 313
Tel. (343) 272-32-56
(922) 033-78-85
ekaterinburg@conmet.ru

Khabarovsk
680030, Postysheva st. 22A
Office 401
Tel. (4212) 41-51-72
khabarovsk@conmet.ru

Vladivostok
690091, Okeanskiy Prospekt, 17
Office 503/1
Tel. +7 (423) 265-00-64
vladivostok@conmet.ru